




Parent Information Stage 1 - 2020, Term One



Welcome to Stage 1 (Years 1 and 2). Students have settled beautifully into their new classes and we have many happy faces, including students and staff. We are very excited about getting to know your child. We would like to introduce you to the Stage 1 teachers for 2020;


- S1W** Mrs Deanne Witchard (Assistant Principal/Stage Supervisor)/ Mrs Merryn Handley (Wednesdays)
- S1T** Mrs Jo Turnbull (Relieving Assistant Principal)
- S1G** Mrs Lauren Grima
- S1H** Miss Lauren Harvey
- S1C** Mrs Rachel Cameron/Mrs Merryn Handley (Thursdays)
- S1M** Mrs Alison Mumford/Mrs Elizabeth Jaron (Thursdays and Fridays)
- S1D** Mrs Danielle Hemmings/Mrs Jo Wrigley (Fridays)

Why is Stage 1 in stage classes - combined year 1 and year 2 students (composite classes?)

- Teachers do everything they can to form classes based on the best 'fit' for that cohort.
- Composite classes are formed for educational reasons in schools where it is felt that the mixing of children of different ages is educationally and socially advantageous. Stage classes have been increasing steadily during the past 10 years.
- The NSW curriculum is taught in stages;
 - Early stage 1 – Kindergarten
 - Stage 1 – Year 1 and Year 2
 - Stage 2 – Year 3 and Year 4
 - Stage 3 – Year 5 and Year 6
- A great deal of agonising goes into class selection, lots of social engineering, research and discussions.
- Multiple studies conclude it makes no difference to performance whether students are in a straight year group or in a multi-age class. **Experts agree the most important factor in determining how well a student does is the quality of the teacher and their teaching.**
- Teachers actually manage workloads for a range of ages and abilities in any given class, not just composite classes.
- Even straight classes are 'composite' e.g. the same subject is taught to year 1 and year 2. Teachers have always differentiated and catered for individual needs in English and Maths. For example, you may have a child in year 1 reading level 24 (year 3 level) and a child in year 2 reading level 6 (kindergarten level).
- We have always taught at the child's required level and differentiate the curriculum when needed. Another example, in maths, you might have a child in year 1 working with numbers in the thousands and a child in year 2 working with numbers to 30. We cater for the individual needs and group children accordingly.
- Socially and emotionally stage classes have many advantages too.
- In each of the seven classes we have a fairly equal split of year 1 and year 2 students.

What are we covering in Term 1? ENGLISH




Students will participate in reading groups, reading levelled texts at their individual level. Teachers will be discussing the author's purpose of texts (to persuade, inform and entertain/imagine). Students may bring home the same reader a few nights a week. This is to develop fluency which is a crucial part of reading.


Persuade 

The author tries to get you to do something or believe what he is saying.

For Example...
 "This pie is so delicious, you will want to go buy one right now!"
 "Pies are on sale today for \$3.99! What a great price!"
 "Eating pie is good for you! Eat some today!"

Other Examples...





 I'm lovin' it




Inform 

The author gives you information about a topic.

For Example...
 "The average American eats six slices of pie each year."
 "Pie has been around since the ancient Egyptians."
 "Some pies are made from apples, cherries and pumpkins."

Other Examples...





   

Entertain 

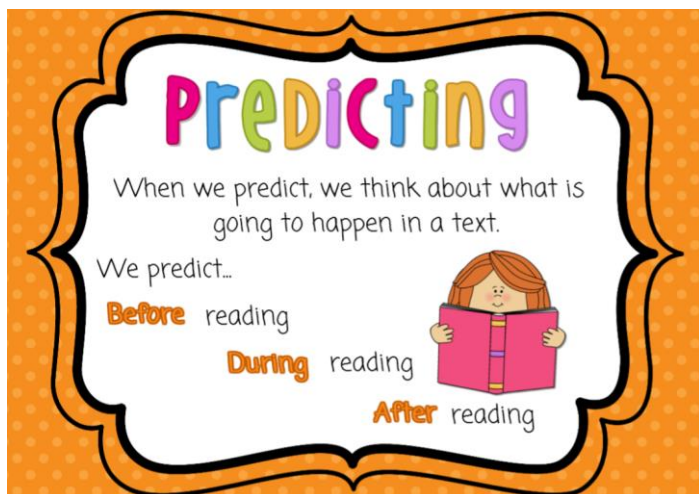
The author tells us a story that we will enjoy.

For Example...
 "One day I was picking blackberries for a pie and a big, hairy bear snuck up behind me."
 "Little Jack Horner sat in a corner eating his christmas pie..."

Other Examples...

Teachers will also be developing student's comprehension skills of;



Students are expected to be reading a levelled 17-18 text by the end of year 1, and Level 22 by the end of year 2.

In writing, we are working on sentence structure. Students will also be continuing formal handwriting, using letters of consistent size and shape.

Students have been assessed in spelling and have been placed in spelling groups according to what skills they need next. Blackwell uses the resource "Words Their Way" to provide students with individual word sorts.

MATHEMATICS

This is the only content area where students have separate content, however we teach your child what they need and build on what they know.

Yr 1 –

- Counting forwards on a number line is adding one each time
- Counting backwards on a number line is subtracting one each time
- Add and subtract single digit numbers with counters and on a number line
- Addition is commutative (3+4 is the same as 4+3)
- Direction from own perspective and other's perspective e.g. left and right
- Identify the number of items in the part that repeats in a pattern
- Friends of 10, through addition, subtraction and commutatively
- Place value of teen numbers, "teen means ten" (17 = 1 ten and 7 ones)
- Partition single-digit and teen numbers
- Sides on two-dimensional shapes
- Measure length using multiple and single informal units
-

Yr 2 –

- Adding and subtracting, counting by 10s on and off the decade
- Measuring length using a tape measure of informal units
- Place value of three-digit numbers
- Count by 1s, 10s or 100s from three-digit numbers
- Friends of 100
- Partition 10s numbers (e.g. 43 is 4 tens and 3 ones)
- Add and subtract 10s, bridging to 100
- Add and subtract two-digit numbers (we do not learn the algorithm in stage 1!!!)
- Two-dimensional shapes, curved lines, sides and vertices

SCIENCE

“Dinosaurs and More” – Term 1

Dinosaurs lived millions of years ago alongside other fantastic prehistoric animals like giant insects, armoured fish and huge amphibians. By comparing the fossilised remains of dinosaurs to those of living animals, palaeontologists can make claims about how dinosaurs moved, what they ate and even how they behaved.

“Look, Listen” – Term 2

Light and sound surround us, bringing a wealth of information about our world. We use light and sound to communicate with each other. Sounds can be as different as beautiful music or screaming sirens. Light can transmit the pictures from a television screen or the expressions on someone’s face.

GEOGRAPHY

“Features of Places” (Semester one unit, history is covered in Semester 2)

- * Key inquiry questions
- * 1. What are the features of, and activities in, places?
- * 2. How can we care for places?
- * 3. How can spaces within a place be used for different purposes?

CAPA

(Creative and Practical Arts)

Last year Stage 1 teachers taught a particular in CAPA (Music, Drama, Dance, Music) and all classes had the opportunity to visit each teacher for a number of weeks during our CAPA hour, held most Monday afternoons when there were no assemblies. Teachers are looking at ways we can best teach CAPA, tapping into the skills of the teachers on stage.

OTHER INFORMATION

“Meet the Teacher Evening” – Stage 1 will be holding a meet and greet/information night on Wednesday 12th February 5.15 – 6.00pm in the stage 1 area.

Messages for the teacher/parent concerns - It is very important that teachers start their day on time (and students too), when parents hold up teachers in the morning to give them a message, it impacts on class routines and programs. If some information is required for that day, please write a note to the class teacher and forward it with your child. Otherwise a message can be left at the office for the teacher. If you would like your child’s teacher to call you to discuss something, please arrange a time, outside school hours or in their RFF time. Mrs Witchard (stage supervisor) always has an ‘open door’ and you’re welcome to drop in before or after school.

School Pack - Please pay for your child’s school pack as soon as possible. It has everything they require from pencils and glue sticks to whiteboard markers and books to do their school work in. The school pack also includes K-6 incursions held throughout the year (stage based incursions are an additional cost). For the first child it is \$80, the second child \$60, the third child \$40 and for every child after that, it is free!

Crunch and Sip - Students participate in “Crunch and Sip” each day in the morning session. There is no set time for this, as it is scheduled at an appropriate time for the class. Students are only permitted to have fresh fruit or vegetables and/or water. The portions, however, need to be small so that they are consumed quickly and class disruptions are minimised. A very large apple can take a child a very long time to finish so if possible, please cut the apple into quarters/eighths/slinky as this is more manageable for them to eat.



School uniforms - Please label all items brought to school by your child. We ask that students **not** wear nail polish or jewellery to school (sleepers/studs and watches/Fitbits excluded) and that they adhere to the uniform as close as possible. This includes black shoes (no bright shoelaces please). Ribbons or bows in the hair should be school colours – navy, blue or white.


Scripture – Scripture will be starting soon. Please inform the school office in writing if you wish to change your child's scripture group.

Extra equipment - Please provide your child with;

- a paint shirt
- a library bag

Donations of the following are also much appreciated;

- hand soap or hand sanitiser
- baby wipes (for cleaning desks after gluing/messy work)
- a box of tissues
- old magazines/newspapers



Sport - We ask if students could wear joggers on the following days, so they are comfortable to participate in sport/exercise;

- Sport for Stage 1 is on Wednesdays
- Dance for Stage 1 is on Fridays.

Banking Day is on Thursdays (if your child has a Commonwealth bankbook).

Money Procedures - All money sent to school should be in a labelled envelope and handed in at the school office.

Library Day - Our school library is open every afternoon and every morning with the exception of Tuesday. Books can be borrowed during this time as well as during class library times. We encourage **ALL** students to be regular book borrowers.



Book Club - Book Club orders should be in a labelled envelope and returned to the office by the first Monday after being handed out.

Absences - The Department of School Education requires a note to explain all absences **within 7 days**. If your child is absent you will receive a SMS notifying you that your child has been marked absent and you can reply with reasons why. Alternatively, please send a note to school with your child upon returning to school. If your child is absent more than 2 days in a row, please consider obtaining a doctor's certificate to explain the absence.

Homework - Blackwell has a no homework policy, however home reading (this may include sight word lists) is still expected on a daily basis. Students will be bringing home a "Home Reading Log" where you will be required to enter the title of the book they bring home from school. Sometimes they may bring the same book home two or three nights in a row; this is to develop fluency and expression. A Stage 1 Home Learning Grid will also be sent home in week 3.

Facebook – For up to date information and to answer questions, please join "Blackwell Public School" on Facebook. **Please do not send teachers a "PM" (personal message) or invite teachers as 'friends' as teacher's will not respond or decline invite due to the departments Code of Conduct.** You can also email the school - blackwell-p.school@det.nsw.edu.au (your email will be forwarded to the person you wish to contact).



Assemblies – Combined Assemblies are held in our hall from 2-3pm in weeks 3, 6 and 9 each term. Merit and virtue awards are handed out other weeks during class lines.

School Newsletter (“Blackwell Post”) –Please make sure your email details are up to date in the office. Please read front page and the Stage 1 information page!

Introducing ... Mrs Witchard

Hi! I am a teacher AND a parent at Blackwell.

When my oldest boy, Jaxon, was starting Kindergarten (he is in year 9 now), I personally went to every school in St Clair and met with the principals and had several school tours (even though I lived on the same street as this school and was in area for Blackwell). From the moment I stepped foot into Blackwell Public School I knew it was the place for my children. I also felt drawn to this school professionally.

At the end of Jaxon's Kindergarten year, I applied for the Assistant Principal position, and I've never looked back! I feel privileged to work alongside some of the most passionate, caring, competent teachers I have come across in my career and am lucky to live and work in a community with such beautiful families and great kids.

I live in St Clair with my husband Dale, and we have three children; Bella (19 years old), Jaxon (14 years old) and Menzie (turns 11 this Saturday). Menzie is in Year 6 at Blackwell PS. We have three dogs and two pet birds. We are a football family (by 'football' I mean soccer). All the boys in the family play football, including my husband who is also a semi-professional football coach. Last year I also became a Grandma – Hunter is now five months old!

I love babysitting Hunter, having coffee with friends, eating Thai food, doing puzzles and reading (in the holidays). This is my 28th year teaching and simply LOVE coming to Blackwell every day.

